



WARNER BROS.  
STUDIOS LEAVESDEN

# LEAVESDEN LIFE



# LEAVESDEN TRAVEL GUIDE

New shuttle bus routes • Extended cycle paths  
Improved footpaths • Car sharing options

# How to find us...



## North Gate

Warner Drive,  
Leavesden,  
Watford,  
WD25 7LP

## Leavesden Park

To access Leavesden Park, take the Studio Shuttle Bus to Warner Bros. Studios Leavesden North Gate and walk a short 6-minute walk along Aerodrome Way where Leavesden Park is located on the right-hand side of the road.

# Shuttle Buses

Our **free Shuttle Bus** service operates **Monday to Friday**.

The buses run:

---

**every 20 minutes**

from Watford Junction Station

---

**every 30 minutes**

from St. Albans Station and Rickmansworth Station

---



# Bus Timetable

Please see below for timetables and pick up/drop off locations.

Admission to the Shuttle Bus is upon presentation of your authorised security pass. Boarding is on a first-come, first-served basis.

| St. Albans → Leavesden |                                     |
|------------------------|-------------------------------------|
| Departs St. Albans     | Expected arrival at WBSL North Gate |
| 06:15                  | 06:50                               |
| 06:45                  | 07:20                               |
| 07:15                  | 07:50                               |
| 07:45                  | 08:20                               |
| 08:15                  | 08:50                               |
| 08:45                  | 09:20                               |
| 09:15                  | 09:50                               |
| 09:45                  | 10:20                               |

| Leavesden → St. Albans  |                                  |
|-------------------------|----------------------------------|
| Departs WBSL North Gate | Expected to arrive at St. Albans |
| 16:25                   | 17:00                            |
| 16:55                   | 17:30                            |
| 17:25                   | 18:00                            |
| 17:55                   | 18:30                            |
| 18:25                   | 19:00                            |
| 18:55                   | 19:30                            |
| 19:25                   | 20:00                            |
| 19:55                   | 20:30                            |

| Rickmansworth → Leavesden |                                     |
|---------------------------|-------------------------------------|
| Departs Rickmansworth     | Expected arrival at WBSL North Gate |
| 06:15                     | 06:50                               |
| 06:45                     | 07:20                               |
| 07:15                     | 07:50                               |
| 07:45                     | 08:20                               |
| 08:15                     | 08:50                               |
| 08:45                     | 09:20                               |
| 09:15                     | 09:50                               |
| 09:45                     | 10:20                               |

| Leavesden → Rickmansworth |                                     |
|---------------------------|-------------------------------------|
| Departs WBSL North Gate   | Expected to arrive at Rickmansworth |
| 16:20                     | 16:55                               |
| 16:50                     | 17:25                               |
| 17:20                     | 17:55                               |
| 17:50                     | 18:25                               |
| 18:20                     | 18:55                               |
| 18:50                     | 19:25                               |
| 19:20                     | 19:55                               |
| 19:50                     | 20:25                               |

| Watford → Leavesden      |                                     |
|--------------------------|-------------------------------------|
| Departs Watford Junction | Expected arrival at WBSL North Gate |
| 06:35                    | 06:55                               |
| 06:55                    | 07:15                               |
| 07:15                    | 07:35                               |
| 07:35                    | 07:55                               |
| 07:55                    | 08:15                               |
| 08:15                    | 08:35                               |
| 08:35                    | 08:55                               |
| 08:55                    | 09:15                               |
| 09:15                    | 09:35                               |
| 09:35                    | 09:55                               |
| 09:55                    | 10:15                               |

| Leavesden → Watford     |  |
|-------------------------|--|
| Departs WBSL North Gate | Expected to arrive at Watford Junction |
| 16:15                   | 16:40                                  |
| 16:35                   | 17:00                                  |
| 16:55                   | 17:20                                  |
| 17:15                   | 17:40                                  |
| 17:35                   | 18:00                                  |
| 17:55                   | 18:20                                  |
| 18:15                   | 18:40                                  |
| 18:35                   | 19:00                                  |
| 18:55                   | 19:20                                  |
| 19:15                   | 19:40                                  |
| 19:35                   | 20:00                                  |

# Car Share

To help reduce commuter emissions and make our studios more sustainable, we're encouraging everyone to car share where possible. We've partnered with Mobilityways to help you easily find journey matches with colleagues.

## To get started

1. Register for car sharing here via the QR code to join the Warner Bros. Studios Leavesden Community.

**Register for car sharing here**



2. Input your first journey to find matches.

3. Download the Mobilityways app to match with colleagues who have a similar journey to yours.

**Access the Mobilityways App here**



# Cycle to work

Cycling provides an excellent alternative to private car or public transport as it is cheap, offers reliable journey times, is environmentally friendly and promotes improved health through regular exercise.


WBSL promotes both Cycle to Work and bike rental schemes, which are available for eligible staff only. Details of these schemes can be found via the Benefits Portal (see QR code below).

Cycle to Work is a great way for you to save on the cost of a new bike and safety equipment, while also promoting healthy and environmentally friendly journeys to work.

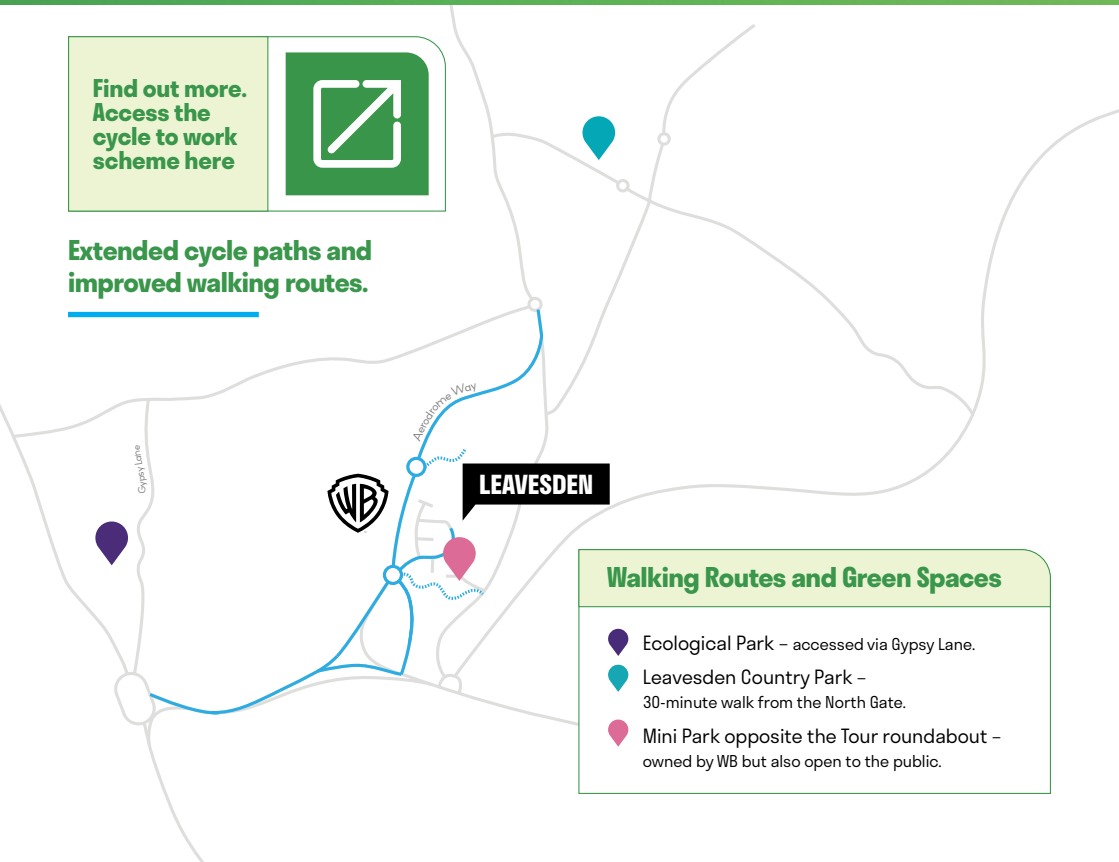
Free bike repair stations are available on site. An additional 150 cycle parking spaces are being provided as part of the expansion. All of these are covered and secure. The expansion also includes staff amenity facilities that will incorporate showers and lockers that can be utilised by those that cycle to and from work, encouraging staff to cycle.

We're committed to supporting healthy and environmentally friendly journeys to work. Ongoing works to extend cycle paths and improve walking routes will make accessing the Studios by foot or by bike increasingly convenient.




**Find out more.  
Access the  
cycle to work  
scheme here**



## Extended cycle paths and improved walking routes.



### Walking Routes and Green Spaces

-  Ecological Park – accessed via Gypsy Lane.
-  Leavesden Country Park – 30-minute walk from the North Gate.
-  Mini Park opposite the Tour roundabout – owned by WB but also open to the public.

# Personal Benefits

(reference: NHS YOURhealth website)

**Better Physical Health** Just 30 minutes of cycling a day improves heart health, strengthens muscles, and boosts endurance. It's a low-impact exercise that's easy on the joints.

**Save Time & Money** Skip the traffic jams and fuel costs. No parking fees, less car maintenance, and more predictable commute times.

**Convenient & Flexible** No waiting for buses or trains. You control the pace, the route, and the schedule.

**Mental Clarity & Mood Boost** Regular cycling is linked to reduced stress, anxiety, and even symptoms of depression. Start your day clear-headed and energised.

**Eco-Friendly** Cycling produces zero emissions. Every trip you take by bike helps reduce air pollution and your carbon footprint.



# Environmental Benefits

(reference: Cycling UK website)

Cycling emits the least amount of carbon. Driving a car emits about 271g CO2 per passenger-kilometre. Riding a conventional bike accounts for just 21g of CO2 emissions per kilometre.

Small journeys, big differences - Researchers found that shifting just one trip from car to cycle per day saves the average person 3.2kg of carbon.

## Local Bicycle shops

### Lovelo Cycle Works

Unit 7 Dwight's Yard,  
r/o, 167 High St,  
Berkhamsted, HP4 3HB  
9am-5:40pm

### Trek Bicycle St Albans

221 Hatfield Rd,  
St Albans, AL1 4TB  
9:30am-6pm

### The Bike Shop Watford

66 Queen's Rd,  
Watford, WD17 2LA  
10am-9pm



**YOUR COMMUTE.**  
**MADE SIMPLE.**